


TECHNICAL RIDER

Robot Infidèle

By Machine de cirque



THE SHOW

Robot Infidèle is a 60-minute show featuring a circus artist, a musician and an acrobatic dancer/musician. The artists use the following circus apparatus: a mast wheel (a one-of-a-kind acrobatic device), an acrobatic bicycle, and juggling hats. They also perform many acrobatic choreography acts. A set design with many lighted props is used throughout the show. The musicians play a variety of instruments on stage and perform alongside the circus artist, while they acrobatically participate in the acts. The 5- to 6-person touring team includes 3 artists and 2 to 3 support staff (more information on page 9).

MACHINE DE CIRQUE (hereinafter, “the Company”) CONTACT INFORMATION

Distribution:	Émilie Fournier or Claire Thomas +1-833-624-7783 (number in Canada) diffusion@machinedecirque.com
Technical Director Primary Contact	Bruno Matte +1-833-624-7783 (ext. 704) (number in Canada) bruno.m@machinedecirque.com
Tour Technician	Mario Croteau +1-450-513-0567 (number in Canada) mario@mariocro.com

This technical rider lists all of the technical requirements for optimal presentation of the *Robot Infidèle* show. If the venue considered for the show does not meet all of the technical requirements listed in this document, the Organizer is asked to contact the Company to discuss any adaptations that may be possible.

TABLE OF CONTENTS

STAGE..... 4
 Minimum stage dimensions 4
 Minimum proscenium arch dimensions..... 4

STAGE CURTAINS AND DRAPES 4

FLOOR 4

AUDIENCE SEATING..... 4

CONSOLE 5
 Theatres..... 5
 Arenas and outdoor shows 5

HEATING AND VENTILATION 5

CLEANING 5

WINGS AND BACKSTAGE AREA 5

COSTUMES..... 5

SOUND..... 6

INTERCOM 6

LIGHTING 7

MACHINERY 7

TOUR STAFF TEAM..... 8

TRANSPORTATION OF EQUIPMENT 8
 Access for the truck 8
 Unloading..... 8
 Elevator 8

PARKING..... 8

SCHEDULING AND LOCAL STAFFING REQUIREMENTS 9
 Preparation (BEFORE the Company’s arrival)..... 9
 Setup..... 9

Wardrobe 10
 Teardown 10
 Show length 10
 Production schedule (sample schedule for one day)..... 10

DRESSING ROOMS 11

CATERING (6 people)..... 11

ACCOMODATIONS AND MEALS..... 11

SIGNATURE 12

APPENDICES..... 14 - 23

STAGE

Minimum stage dimensions¹

Width:	8.5 m (28') (plus 1.8 m (6') of wings on both sides)
Depth:	7.5 m (24') from the proscenium arch to the backdrop (plus a backstage area to move around behind the stage)
Height:	5 m (16') under the battens and clear of any obstacles

Minimum proscenium arch dimensions

Width:	8 m (26')
Height clearance:	5 m (16') clear of any obstacles

STAGE CURTAINS AND DRAPES

Black proscenium curtains and drapes including:

- A black backdrop with an opening in the centre (no opening *system* is required)
- 4 pairs of legs and 4 borders set up to hide the wings, backstage and hangers (see the lighting plan in the appendices)
- German-style curtains to hide backing, if required

FLOOR

The stage floor **MUST BE PERFECTLY EVEN** (with no visible seams), solid, and have no rake across the entire surface.² If the floor is slightly irregular, use black dance flooring (Marley PVC) to level it out.

The floor must be a hard surface (wood, linoleum or other similar material). The entire stage, including the wings, crossover and backstage areas must be clean and clear of any obstacles.

A storage space of approximately 3 m (10') x 3 m (10') is required for the road cases. Under carpet wiring channels are required to cover ground wiring.

AUDIENCE SEATING

Facing the stage only (proscenium-style)³

¹ Contact the Company if the stage is smaller. It may be possible to adapt the show to a smaller stage in certain cases.

² Contact the Company if the stage has a slight rake (proscenium-style). This can be remedied in the case of a floor with a rake of up to 3% for the regular complete show or up to 4% for an adapted show. Please note, however, that this significantly increases setup time.

³ Contact the Company if your stage is not proscenium-style. In some cases, the show can be adapted for other audience seating layouts.

CONSOLE

Theatres

The console must be located in the room. There must not be any glass or other screens between the console and the stage. A full, unobstructed view of the stage from the console is essential to the smooth running of the show.

Arenas and outdoor shows

The console must be centred with the stage so as to provide a good overall view of the entire stage area. It must be installed on a platform of the following dimensions:

Height: 1 m (3')

Width: 2.4 m (8')

Depth: 2.4 m (8')

The console must be located at a distance of approximately 23 m to 30 m (75' to 100') from the stage.

This area must be protected by a safety barrier and an on-duty security guard at all times.

HEATING AND VENTILATION

Heating and ventilation must be adjustable at the request of the Company. A temperature of 20°C (68°F) must be maintained on stage both before and during the performances. If the Organizer cannot control the temperature and it is too extreme, the show may be modified by the Company for health and safety reasons.

CLEANING

The performers require a totally clean space in which to work. The performance area must be cleaned and dried one hour ahead of call time before each show. The surrounding areas, namely the first row at stage level, wings, crossover, backstage and dressing rooms, must also be clean.

Large garbage cans must be located on both sides of the stage and emptied as required.

WINGS AND BACKSTAGE AREA

The Organizer will provide:

- A potable water cooler or a source of potable water must be available in the wings and backstage areas during the shows.
- A bathroom must be accessible from the wings and backstage during the shows.
- A table stage left and a table stage right must be set up for the accessories.
- A box of facial tissues must be placed on each accessory table.

COSTUMES

The Organizer will provide:

A wardrobe attendant to wash and dry the Company's costumes and make any necessary repairs. Costumes must be machine washed, air dried and ironed upon the Company's arrival and between shows. They must also be dry upon the Company's departure.

SOUND

The Organizer will provide:

- A professional sound system powerful enough to cover the entire room (Line Array-type system)
- The system must be stereo, with a subwoofer and be capable of delivering 100 dB of distortion-free FOH sound pressure level
- 4 x monitors (foldback); 2 stereo mixes; 2 floor monitors on each side and front of the stage and 2 tripod monitors mid-stage on each side
- 1 x Audio-Technica AT897 Shotgun mic
- 1 x Audio-Technica AT4041 Cardioid Mic
- 2 x short mic stands
- 1 x handheld Shure SM58 mic at the console (talkback)
- 2 x 15-amp circuits, backstage (for the conveyor)
- 2 x 15-amp circuits, left wing (for battery chargers)

The Company will provide:

- A MacBook Pro
- Qlab4 audio
- 1 x Behringer X32 Producer console
- 4 x Sennheiser EW 500 G4-Ci1-AW+ (470-558 Mhz) receivers
- 4 x Sennheiser EW 500 G4-Ci1-AW+ (470-558 Mhz) transmitters
- 4 x Active (directional) antennae
- 1 x double passive DI
- 1 x mic with an on/off switch and a ¼ in. jack
- 2 x Shure Beta 98 mics
- 1 x Shure Beta 91 mic
- 1 x xlr3 cable 12 150' pairs for the conveyor
- 2 x 120v 150' AC cables for the conveyor

The power source for the sound system must be separate from the one for the lighting system.

INTERCOM

The Organizer will provide:

An intercom system that includes 5 audio headsets is required to ensure fluid communication between the stage, the console and the ushers.

LIGHTING

(see appendices)⁴

The equipment must be 100% functional and ready for focus at ground level upon arrival of the Company's team. The goal is to perform a ground-level pre-adjustment before the sets are installed.

The Organizer will provide:

- 6 x Robert Juliat 714SX FOH)
- 12 x Robert Juliat 614SX
- 4 x Robert Juliat 613SX
- 16 x Par64 CP62
- 20 x PC 1000w
- 4 x CYC 1000w
- 1 x MDG Atmosphere
- Gel sheet package according to the lighting plot
- 14 x floor base
- 4 x 2 m ladders
- 66 x dimmers
- 8 x Robert Juliat "A" size gobo holders
- 1 x 15-amp circuit front stage right (for the stroboscope)
- **1 x Cat5 or Cat6 link between the console and stage left**

The Company provides:

- Qlab4 light
- 1x Enttec DMX USB PRO MK2 converter
- 1 x Wi-Fi access point
- 1 x 1Gb 8-port network switch
- 4 x wireless Wi-Fi-controlled LEDs
- 1 x DMX 120v 750w stroboscope + 1 x 120/240v power transformer
- 4 x 240v 20w stroboscopes
- 3 x Par38
- 4 x floor base
- 8 x "A" size Rosco 7805 gobos
- 1 x Antari Z1000II 120v 1200w fog machine + 1 x 120/240v power transformer
- 2 x 7'x 8' self-supporting black velvet curtains + pipe and base

MACHINERY

The Organizer must provide the machinery required to focus the lighting.

The Organizer is also responsible for providing, where applicable, competent personnel to operate the machinery.

All machinery must be available and operational throughout the event (setup, show, teardown).

⁴ The lighting plan and the required equipment are subject to adjustments according to availability. Substitutes are possible, please contact the Company to discuss the various options.

TOUR STAFF TEAM

The Company's tour staff team is composed of:

- 3 performers
- 1 technical director/sound technician
- 1 lighting technician
- 1 tour director

TRANSPORTATION OF EQUIPMENT

Access for the truck

The venue loading dock must be clear of any obstacles and fully accessible by the truck. Should there be any traffic-related restrictions that would prevent the truck from accessing the venue, the Organizer will undertake the necessary steps to obtain access authorization.

Unloading

The unloading area must be at least 2 m (6'6") wide and 2 m (6'6") high. Contact the Company if in doubt. If there are any stairs, access ramps will have to be installed.

Elevator

In the event that the venue is accessed by an elevator, the size of the elevator must be capable of containing the three following sizes of road cases:

- 134 cm x 122 cm x 180 cm/4'4" x 4' x 5'10"- Piano Box
- 74 cm x 230 cm x 122 cm/2'5" x 7'6" x 4' Conveyor
- 106 cm x 157 cm x 100 cm/3'6" x 5'2" x 3'3" Road case

If the elevator is too small, alternative access will be required.

PARKING

The Organizer must provide 2 parking spaces free of charge near the venue for the Company's vehicles:

- one parking space for the artist team's vehicle; and
- one parking space for a straight-body truck (22m³) for the equipment.

SCHEDULING AND LOCAL STAFFING REQUIREMENTS

It is essential that the technical staff provided by the Organizer be qualified and competent. They must also be punctual; otherwise the Company cannot guarantee that the first show will start on time.

Preparation (BEFORE the Company's arrival)

In order to be able to put on a show on the day of the Company's arrival, the following preparations must have been completed by the Organizer:

1. Lighting⁵

Lights must be hung before the Company's arrival at the venue, in strict compliance with the lighting plan appended to this document.

The equipment must be 100% functional and ready for focus at ground level upon arrival of the Company's team. The goal is to perform a ground-level pre-adjustment before the sets are installed.

The Organizer may use the number of technicians deemed necessary to complete preparations before the Company's arrival. However, the Organizer must comply with the Company's specifications listed below regarding personnel required during setup, teardown and shows.

Setup

The Organizer agrees to provide the technical team with at least 6 experienced and multi-skilled technicians (**NO VOLUNTEERS**) to set up the lighting and sound equipment as well as the sets starting at 9:00 a.m. and for at least 6 hours.

The Organizer will be provided with a detailed schedule at least 14 days before the show. The Organizer must approve the schedule provided by the Company and confirm the staff it will provide at least 7 days before the show.

Show day

Stage manager

The Organizer will provide a stage manager who is very familiar with the venue and house equipment: 3 hours before the show and 1 hour after the show.

Costumes

The wardrobe attendant provided by the Organizer must respect the following schedule:

- First show:
Arrive at the same time as the artists for the setup (for 2 hours) and stay after the show (for 1.5 hours)
- Subsequent shows:
Arrive 2.5 hours before the show (for 1 hour)
and stay after the show (for 1.5 hours)

⁵ Contact the Company if the lights cannot be hung beforehand.

Teardown

The Organizer will provide 4 technicians for teardown and truck loading (approximately 1 hour). The stage must be free of any obstacles that could hinder teardown. Also, the 4 technicians in the Organizer's technical team must be fully dedicated to tearing down the Company's equipment and loading the truck.

Show length

Approximately 60 minutes with no intermission.

Teardown begins 15 minutes after the end of the last show.

Production schedule (sample schedule for one day)

- 8:00 p.m. show WITH setup and teardown the same day, refer to Appendix

It is not possible to present two shows and have the setup and teardown on the same day. A maximum of two shows can be presented on the same day. At least two hours are required between the end of the first show and the start of the second show.

DRESSING ROOMS

The Organizer will provide a large 6-person capacity dressing room. The dressing room must be equipped with mirrors and adequate lighting for makeup and include wash cloths and chairs. A minimum room temperature of 20°C (68°F) must be maintained at all times. Access to the stage area, bathrooms and showers from the dressing room must be quick and easy.

Also required are wireless Internet access (Wi-Fi), bags of ice, a microwave oven and a first aid kit. The contact information of a good massage therapist and physiotherapist must be available.

The artists need a space in which to warm up. If the dressing room is not large enough, they must have access to an additional space of at least 3 m x 3 m.

CATERING (6 people)

The Organizer will provide:

- Assorted fruits and vegetables (crudités)
- Hummus (without pine nuts)
- Crackers
- Two “baguette”-style bread loaves
- Cold cuts (local varieties, if available)
- Lactose-free cheeses (local varieties, if available)
- Assorted yogurt cups
- “Healthy” granola bars
- Nuts
- Dried fruit
- Dark chocolate bars (milk-free)
- Kombucha
- Real fruit juice
- Coffee
- Tea
- Beers after the show (local varieties, if available)

TEAM MEMBER FOOD ALLERGIES: Pine nuts - Buckwheat - Lactose

Items must be refrigerated, as required.

Catering must be made available to the Company’s team in the dressing rooms.

All catering items must be ready upon arrival of the Company’ technical team at the venue and available during setup and teardown, as well as during rehearsals and shows.

ACCOMODATIONS AND MEALS

The Rooming List, which also includes the list of allergies and dietary requirements of the Company’s team, is sent to the Organizer one month before the first show.

The Organizer must provide a list of restaurants near the venue and/or accommodations that are open in the afternoon and/or evening for meals between or after shows.

SIGNATURE

In the event that the Organizer considers any of the clauses herein to be problematic, the Organizer must contact the Company's technical director without delay (and before signing the technical rider) to discuss the Organizer's particular situation.

The Organizer agrees to send a complete list of the sound and lighting equipment that will be made available to the Company and its technical team, and to send a technical drawing of the venue in Autocad (.dwg) format by email to:

- diffusion@machinedecirque.com
- bruno.m@machinedecirque.com

no later than 30 days before the date of the first show.

The Company's technical director must approve the technical rider of the venue provided by the Organizer so as to ensure the smooth running of the show(s). The Organizer agrees to fulfill all of the Company's technical requirements (as described herein) and, if applicable, cover the costs incurred to rent, lease or purchase any equipment needed to fulfill these requirements.

This document is an integral part of the contract entered into between the Company and the Organizer. Failure to abide by this technical rider in any way or form would constitute a breach of contract and compromise the Company's ability to perform on stage.

This technical rider must be signed and returned by email to diffusion@machinedecirque.com.

Read, understood and approved by (name in uppercase letters): _____

Organizer/Name of venue: _____

Signature:

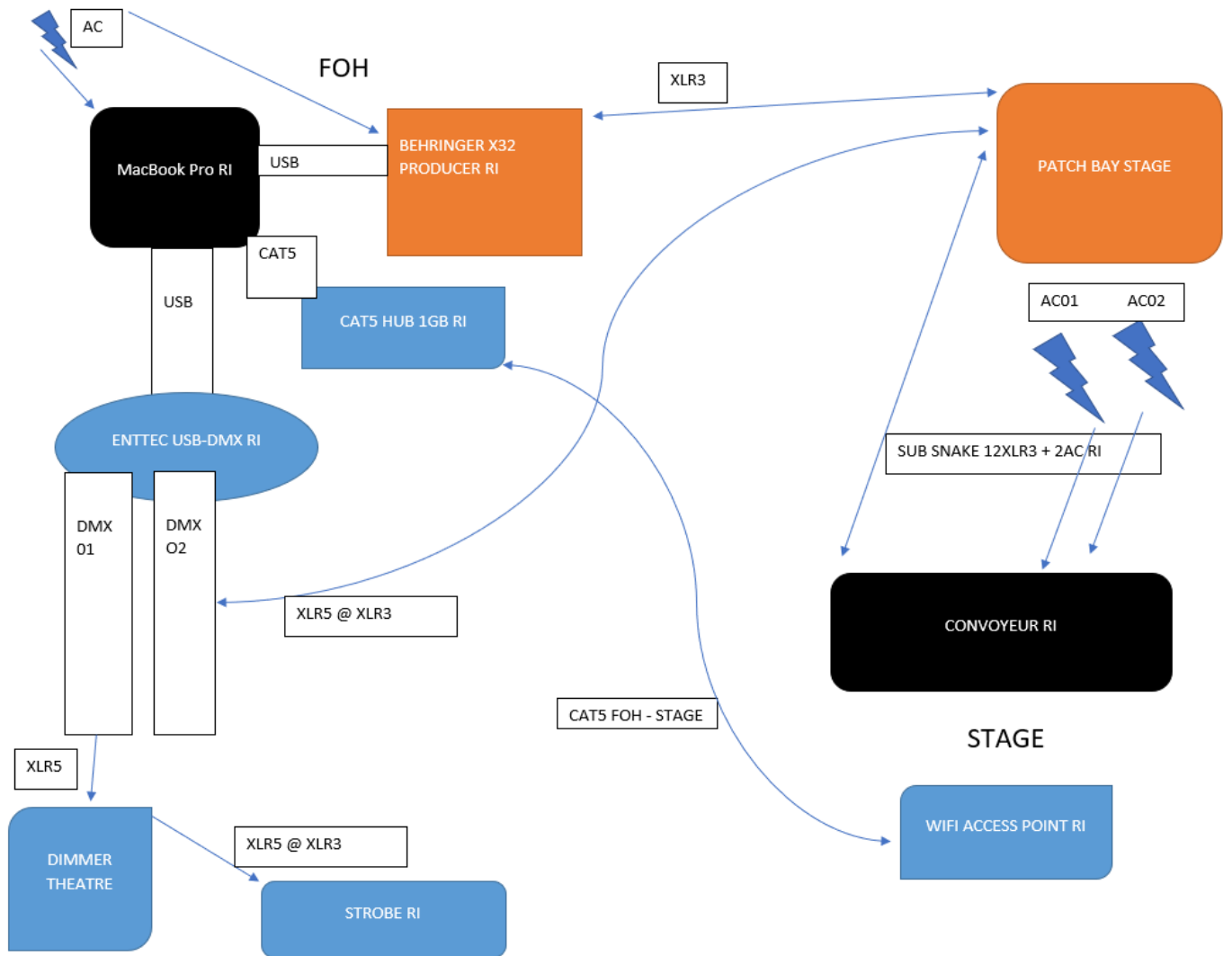
Date: _____

APPENDIX 1: INPUT/OUTPUT SOUND AND LIGHTING

Sound Input	Item	Micro / Jack	Where	Wiring	Who
1	Fred Left	Shure Beta 98	Wireless costume Fred		RI
2	Fred Right	Shure Beta 98	Wireless costume Fred		RI
3	Guitar Fred	PickUp	DI 01 conveyor	Sub-snake 01	RI
4	Shotgun Body Percu	AT897	Floor down-stage ctr	Salle	House
5	Cardioid Slapstick	AT4041	Floor Boom 2 downstage left	Salle	House
6	Kick	Shure Beta91	Hard case conveyor	Sub-snake 02	RI
7	Piano	Jack 1/4 piano	Wireless Piano box		RI
8	Accordeon Left	Jack 1/4 accordeon	Wireless accordeon		RI
9	Annonce	Micro Hot-Dog jack 1/4	DI 02 conveyor	Sub-snake 03	RI
10	Qlab PA Left	X32 01	Usb Qlab Audio		RI
11	Qlab PA Right	X32 02	Usb Qlab Audio		RI
12	Qlab Side Fil Left	X32 03	Usb Qlab Audio		RI
13	Qlab Side Fil Right	X32 04	Usb Qlab Audio		RI
14	Conveyor	X32 05	Usb Qlab Audio	Sub-snake 11	RI
Sound Output	What				
1	PA Left				House
2	PA Right				House
3	Side Fil Left				House
4	Side Fil Right				House
5	Convoyor			Sub-snake 11	RI
6	Sub				House

DMX Output	What		Where	Wiring	Who
Enttec USB - DMX 01	House dimmer		Patch maison	XLR 5	House
Enttec USB - DMX 01	Strobe 451 RI		Floor down-stage ctr	XLR 3	House
Enttec USB - DMX 02	Smoke machine 384 conveyor RI		Sub-snake 12	XLR 3	RI
Enttec USB - DMX 02	Strip Led 051 conveyor RI		Output DMX Smoke machine	XLR 3	RI
Art-Net	Street Lamp		Wireless	CAT 5	RI
Art-Net	Bulb Piano Box 2		Wireless	CAT 5	RI
Art-Net	Bulb Piano Box 3		Wireless	CAT 5	RI
Sub-snake RI	Between conveyor and stage patch bay				
Line 01	Input 03 Guitar Fred				
Line 02	Input 06 Kick Fred				
Line 03	Input 09 Annonce				
Line 11	Output 05 Conveyor				
Line 12	DMX 02				
UG 01	Sound Power bar Conveyor				
UG 02	Smoke machine + strip led conveyor				

APPENDIX 2: CONSOLE HOOKUP



APPENDIX 3: SAMPLE SCHEDULE

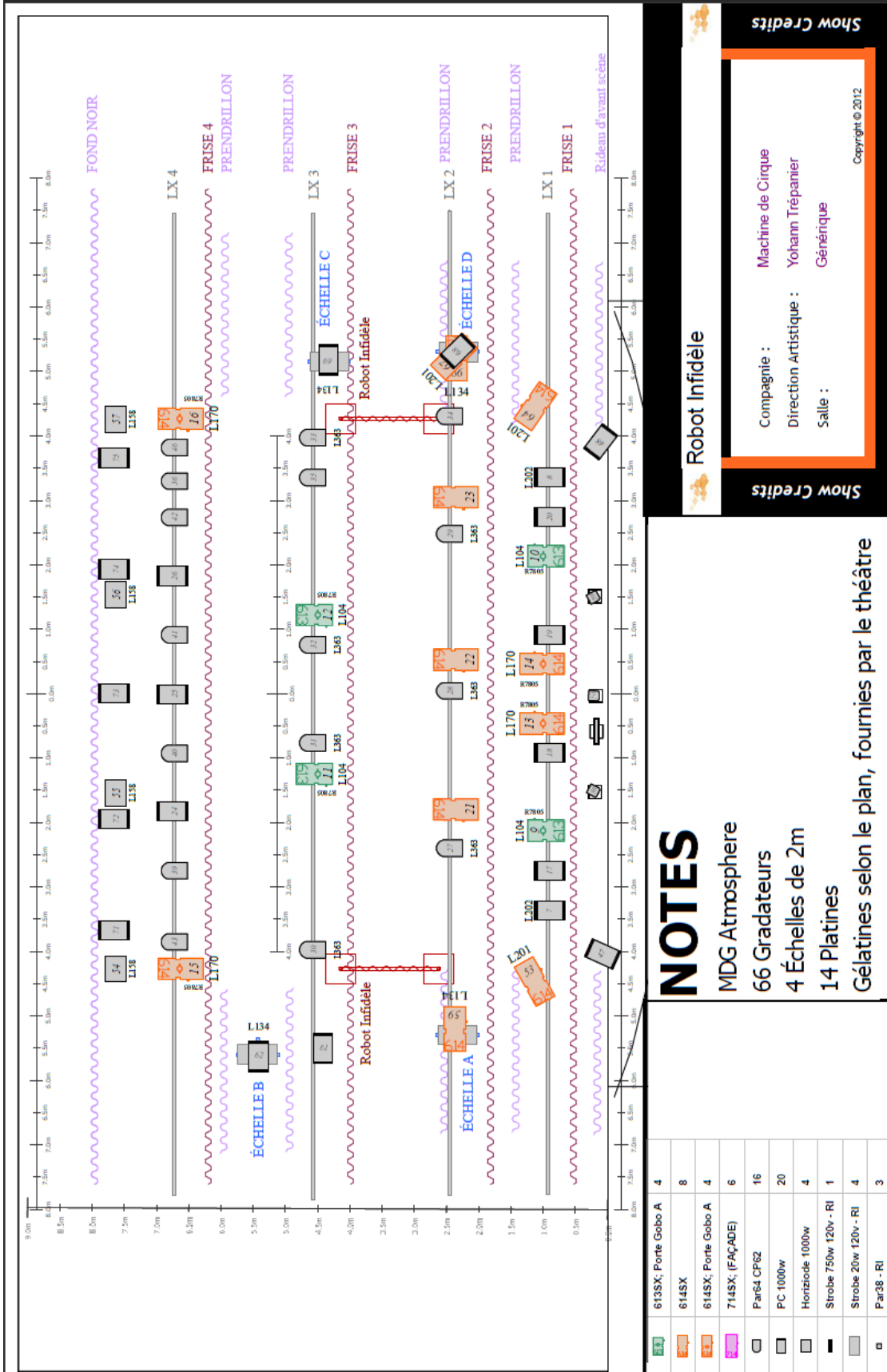
SAMPLE SCHEDULE – ROBOT INFIDÈLE

(1 show, with load in and teardown)

date	Time	Head Carpenter	Head Electrician	Electrician	Head Sound	Sound	Wardrobe
The equipment must be 100% functional and ready for focus at ground level upon arrival of the Company’s team.							
	9h00	Truck unload / set / focus lx					
		1	1	3	1	1	1
		Head Carpenter	Head Electrician	LX	Head Sound	sound	Wardrobe
	10h00	Set installation / focus lx					
		1	1	3	1	1	1
		Head Carpenter	Head Electrician	LX	Head Sound	sound	Wardrobe
	12h00	DINNER (1 hour)					
		EVERYBODY					
	13h00	Masking / focus lx					
		1	1	3	1		
		Head Carpenter	Head Electrician	LX	Head Sound		
	15h	Sound check					
		1	1		1		
		Head Carpenter	Head Electrician		Head Sound		
	16h	Stage must be cleaned and ready 1 hour prior to the artists arrival					
	17h00	TECH LUNCH (1 hour)					
	17h00	Positions and artists warm up					
		1	1		1		
		Head Carpenter	Head Electrician		Head Sound		
	19h30	Public entrance					
		1	1		1		
		Head Carpenter	Head Electrician		Head Sound		
	20h00	Show (1 hour)					
		1	1		1		
		Head Carpenter	Head Electrician		Head Sound		
	21h00	Teardown (2 hour)					
		1	1	3	1	1	1
		Head Carpenter	Head Electrician	LX	Head Sound	sound	Wardrobe

**Please provide experienced and qualified technicians
Machine de Cirque and all his team welcomes you**

LIGHTING APPENDICIES:



Robot Infidèle

Compagnie : Machine de Cirque
 Direction Artistique : Yohann Trépanier
 Salle : Générique

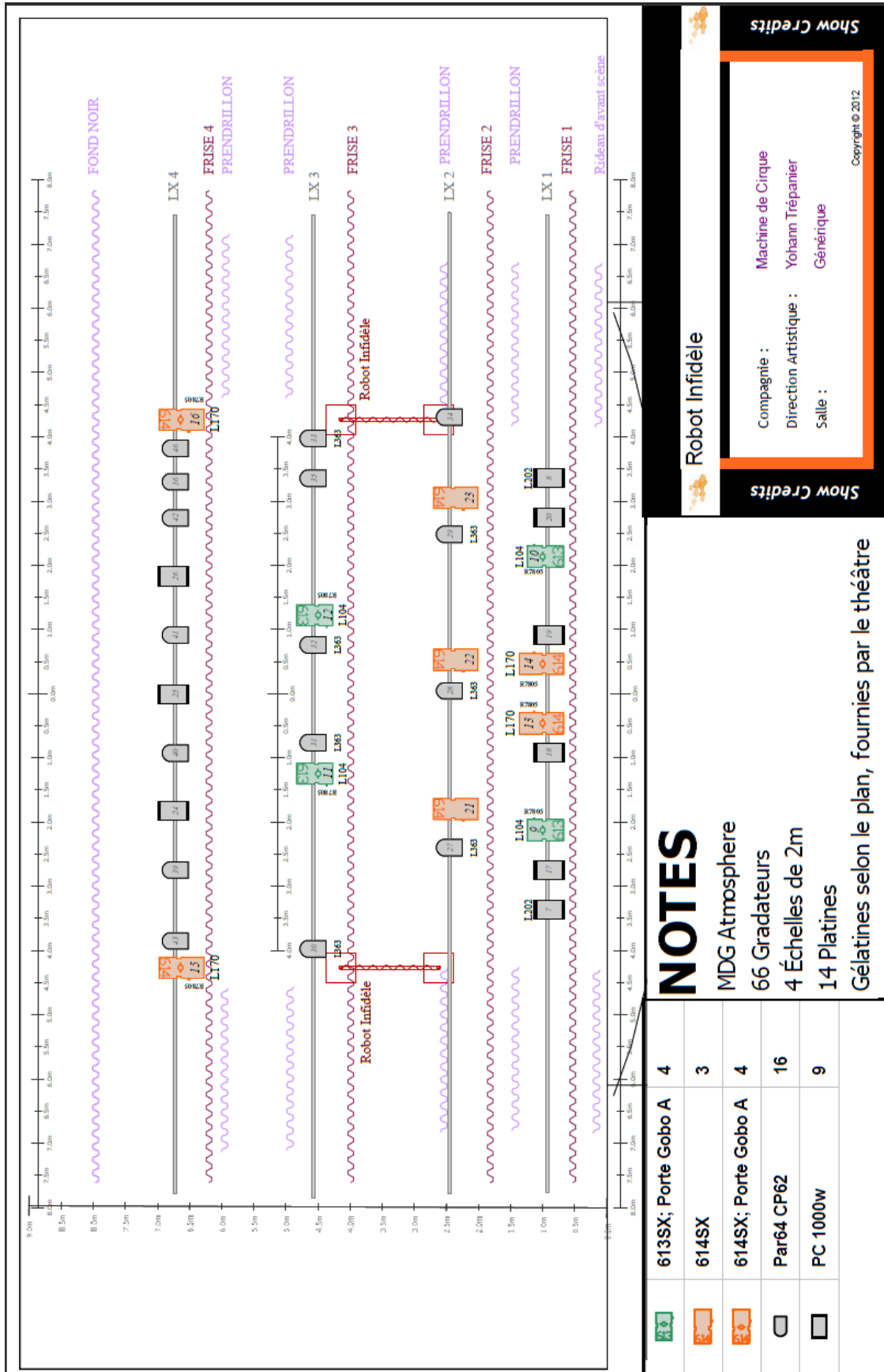
Copyright © 2012

NOTES

MDG Atmosphere
 66 Gradateurs
 4 Échelles de 2m
 14 Platinas
 Gélaines selon le plan, fournies par le théâtre

613SX; Porte Gobo A	4
614SX	8
614SX; Porte Gobo A	4
714SX; (FAÇADE)	6
Par64 CF62	16
PC 1000w	20
Horiziode 1000w	4
Strobe 750w 120v - RI	1
Strobe 20w 120v- RI	4
Par38 - RI	3

LIGHTING APPENDICIES:



NOTES

- MDG Atmosphere
- 66 Gradateurs
- 4 Échelles de 2m
- 14 Platines
- Gélatines selon le plan, fournies par le théâtre

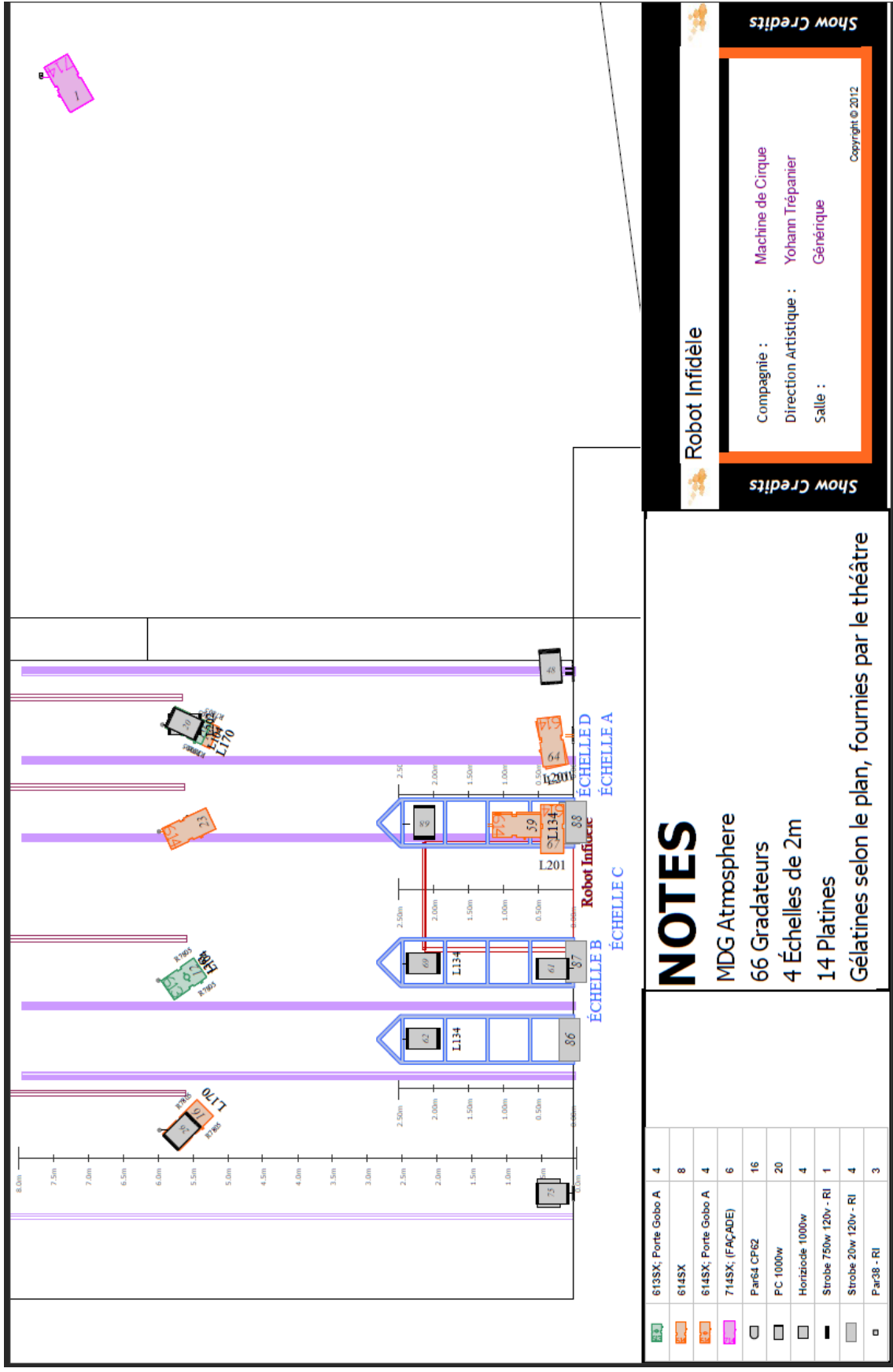
	613SX; Porte Gobo A	4
	614SX	3
	614SX; Porte Gobo A	4
	Par64 CP62	16
	PC 1000W	9

Robot Infidèle

Compagnie : Machine de Cirque
 Direction Artistique : Yohann Trépanier
 Salle : Générique

Copyright © 2012

LIGHTING APPENDICIES:



NOTES

- MDG Atmosphere
- 66 Gradateurs
- 4 Échelles de 2m
- 14 Platines
- Gélatines selon le plan, fournies par le théâtre

613SX; Forte Gobo A	4
614SX	8
614SX; Forte Gobo A	4
714SX; (FAÇADE)	6
Par64 CP62	16
PC 1000w	20
Horiziodide 1000w	4
Strobe 750w 120v - RI	1
Strobe 20w 120v - RI	4
Par38 - RI	3

Robot Infidèle

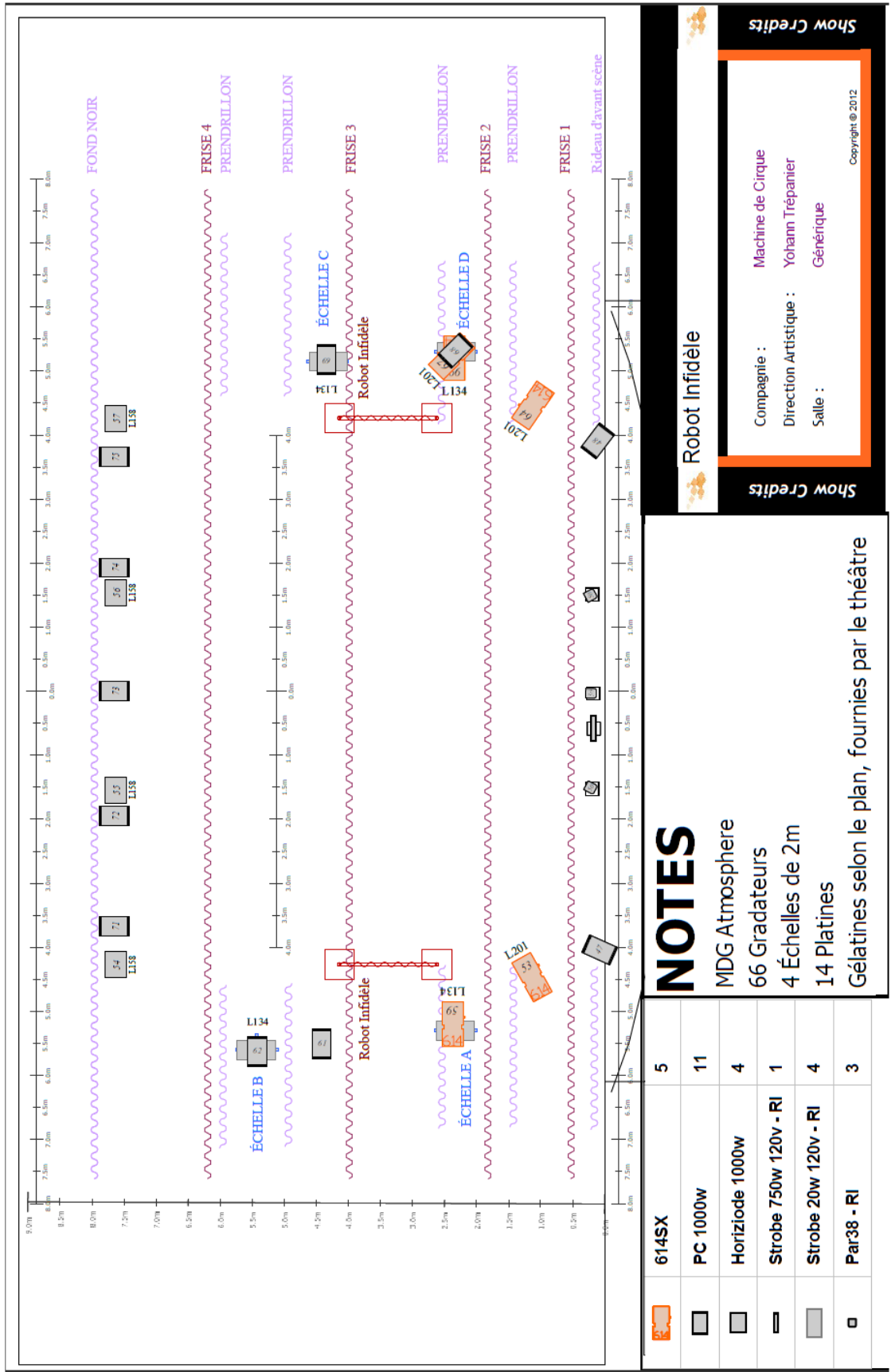
Show Credits

Compagnie : Machine de Cirque
 Direction Artistique : Yohann Trépanier
 Salle : Générique







Copyright © 2012

Show Credits

LIGHTING APPENDICIES:



NOTES
 MDG Atmosphere
 66 Gradateurs
 4 Échelles de 2m
 14 Platinnes
 Gélâtines selon le plan, fournies par le théâtre

	614SX	5
	PC 1000W	11
	Horiziod 1000W	4
	Strobe 750w 120v - RI	1
	Strobe 20w 120v - RI	4
	Par38 - RI	3

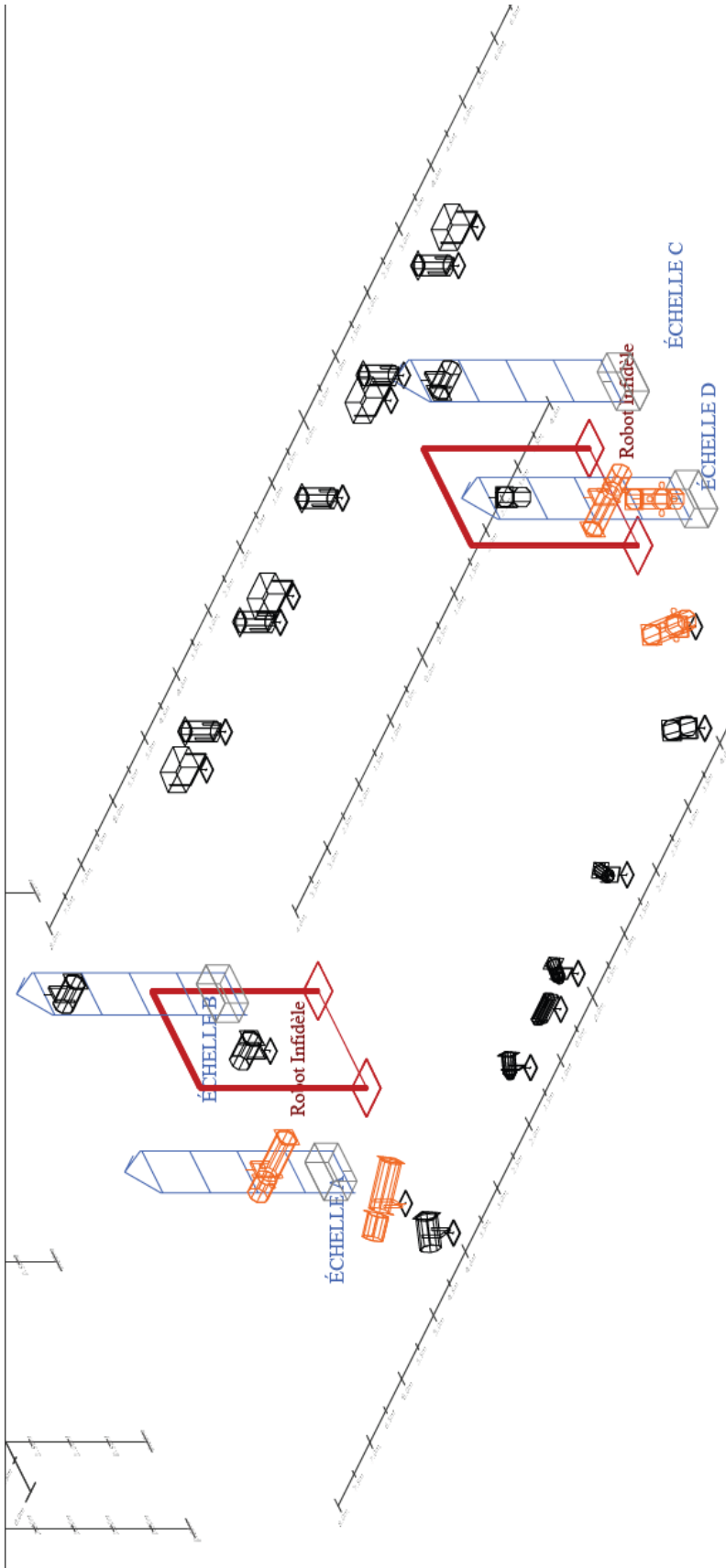
Robot Infidèle

Compagnie : Machine de Cirque
 Direction Artistique : Yohann Trépanier
 Salle : Générique

Show Credits

Copyright © 2012

LIGHTING APPENDICIES:

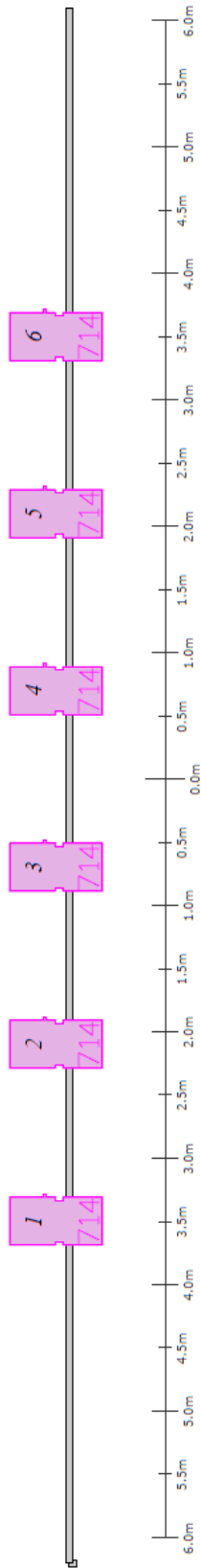



Robot Infidèle

Compagnie : Machine de Cirque
 Direction Artistique : Yohann Trépanier
 Salle : Générique

Copyright © 2012

LIGHTING APPENDICIES:



	<p>714SX; (FAÇADE) 6</p>				
<p>NOTES MDG Atmosphere 66 Gradateurs 4 Échelles de 2m 14 Platinas Gélâtines selon le plan, fournies par le théâtre</p>					
<table border="1"> <tr> <td colspan="2" data-bbox="950 210 1047 850"> <p>Robot Infidèle</p> </td> <td colspan="2" data-bbox="1047 210 1250 850"> <p>Show Credits</p> <p>Compagnie : Machins de Cirque Direction Artistique : Yohann Trépanier Salle : Générique</p> <p>Copyright © 2012</p> </td> </tr> </table>		<p>Robot Infidèle</p>		<p>Show Credits</p> <p>Compagnie : Machins de Cirque Direction Artistique : Yohann Trépanier Salle : Générique</p> <p>Copyright © 2012</p>	
<p>Robot Infidèle</p>		<p>Show Credits</p> <p>Compagnie : Machins de Cirque Direction Artistique : Yohann Trépanier Salle : Générique</p> <p>Copyright © 2012</p>			